



Appleton Police Department

Department of Public Works



Dear Parents, Guardians and Students:

Provided here is a variety of information to help your kids get to and from elementary school safely. The information discusses safe walking route maps, along with safety tips for walkers, bicyclist, and motorists. These materials are provided in effort help all enjoy a safe and accident-free school year.

Safe Walking Route Maps

The *Safe Walking Route Maps* are produced by the City of Appleton Department of Public Works and are available on the City's website. Go to:

<http://www.appleton.org/government/public-works/traffic-engineering/safe-routes-to-school-srts>

These maps are intended to help figure out the best route for kids to get to and from school safely. The maps display streets with and without sidewalks, crossing guard locations, intersection control, traffic signals, school crosswalks and school locations. *Keep in mind the safest route may not be the most convenient.* Key features to look for when identifying routes are adequate sidewalks or paths, favorable intersection control (i.e. yields, stops, and traffic signals) and crossing guard locations. Try to find routes that stay away from busy main streets if possible.

We encourage parents and guardians to review their school's map with their kids and talk about acceptable routes to use. If a certain crossing seems too challenging, or conflict with the mapped routes, we ask you physically assist the kids at that crossing or provide education on how to cross that location successfully.



Appleton Police Department

Department of Public Works



Safety Tips

There are several safety tips that walkers, bicyclists and motorists should keep in mind when going to and from school. They are as follows:


WALKING TIPS



Pay attention. Don't be distracted by your cell phone or headphones.



If there's no sidewalk, walk on the left side of the street, as far from traffic as possible.



Look left, right, and left again at all intersections.



Make eye contact with people driving before crossing.



Walk, don't run across the street.



Follow the instructions of crossing guards and school patrol.

Additional tips to consider are:

- **Only** cross streets at intersections or designated school zones with marked crosswalks.
- **Do not** cross the street between parked cars.
- At traffic signals, cross at marked crosswalks and use the WALK signal.
- Safety Patrols may be posted at intersections near the School. The Safety Patrol will only be stopping kids, not vehicles. The Safety Patrols are restricted to the curb, utilizing orange flags to help kids cross.

BICYCLING TIPS



Gear up. Always wear a helmet and use bike lights.



Pay attention. Don't be distracted by your cell phone or headphones.



Ride predictably and use hand signals when stopping and turning.



Ride in the same direction as traffic when on the street.



If riding on a sidewalk, ride slowly and yield to people walking.



Look left, right, and left again at all intersections.



Walk your bike across busy streets.



Obey all stop signs and red lights.

Additional tips to consider are:

- Ride single file, passing parked or moving cars with care.



Appleton Police Department



Department of Public Works



VEHICLE TRAFFIC AND PARKING RULES

Traffic and parking rules around schools are created and enforced for the safety of the students. Each year, the Appleton Police Department and Traffic Section receive calls related to unsafe driving in school zones. Unfortunately, the majority of violators are parents who are picking up or dropping off their kids at the school. Some of the issues include:

- Speeding in the school zone
- Failure to obey the Crossing Guard
- Failure to yield to kids in the crosswalk
- Illegal parking or stopping

The following is a listing of the types of parking restrictions drivers are likely to encounter in school areas, a brief description of their meanings, and associated fine for violations.

- **No Stopping, Standing or Parking:** These areas may not be used as drop off zones. Vehicles cannot stop in this area -- even momentarily -- to drop off or pick up passengers. This area is off limits to vehicles during the posted times. This is the most frequently violated sign; please obey this sign. Violators are subject to a \$40 parking citation (subject to change) or, in some cases, a traffic citation.
- **No Parking 7:30 a.m. – 4:30 p.m. on School Days:** These designated areas may be used to drop off or pick up students *if the driver does not leave the vehicle*. If the operator occupies the vehicle you may stop and wait for your kids to be picked up. Vehicles parked without a driver are subject to a \$20 parking fine (subject to change).
- **Loading Zone (or other time parameter):** In these designated areas, you can leave your vehicle unoccupied in this area for the designated time. This area is intended for the loading and unloading of persons and/or property. Violators are subject to a \$20 fine (subject to change).
- **Statutory Parking Restrictions:** Vehicles parked within
 - 4 feet of a driveway, or
 - 10 feet of a fire hydrant, or
 - 15 feet of a marked or unmarked crosswalk,are all subject to a \$20 fine (subject to change). Since these types of restrictions are statutory and considered “Rules of the Road”, all licensed drivers are obligated to abide by them, whether marked or unmarked by signage or curb markings.





Appleton Police Department

Department of Public Works



- **Unrestricted Parking:** May be used for dropping off & picking up students or for parking.

Additional issues to be aware of:

Stopping in an intersection is not legal (this includes the “top” of “T” intersections). This area is off-limits to stopped vehicles. This violation can result in a traffic citation.

Double-parking (or stopping) of vehicles is not legal. You may not stop your vehicle on the roadway side of any parked vehicle. This violation can also result in a traffic citation.

Additional Information

Laws for pedestrians and vehicles are detailed in the Wisconsin State Statutes, Chapter 346, Rules of the Road. Go to:

<http://legis.wisconsin.gov/statutes/stat0346.pdf>

For additional information on how to create safe, convenient and fun opportunities for kids to bicycle and walk to and from schools, contact our local Regional Planning Commission. Go to:

<http://eastcentralsrts.org/>

Let's work together and keep our school zones a safe place. Please do your part by driving safely, with courtesy and respect for everyone in the school zones.

We hope you find the above information and links helpful.

Yours in Safety,

Michael Hardy, PE, PTOE
Assistant Traffic Engineer
Appleton Department of Public Works
2625 E. Glendale Ave, Appleton, WI 54911
(920) 832-5580



Officer Meghan Cash
Support Services Specialist
Appleton Police Department
222 S. Walnut Appleton WI, 54911
(920) 832-5500

